



# DROMEAS

## NEO (FIXED)

---

### Supports

Fixed height 730mm, П-shaped, 45x45x1.5mm

### Surface

Three-layer chipboard with 18mm thick two sided melamine backing and 2mm thick edge banding

### Frame

Steel, painted with electrostatic paint

### Restorers

For smoothing floors 0-25mm



<https://www.dromeas.gr/>



# DROMEAS

## NEO (Adjustable)

### Surface

Three-layer chipboard with 18mm thick two sided melamine backing and 2mm thick edge banding

### Adjustable feet with button

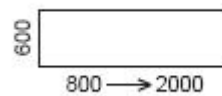
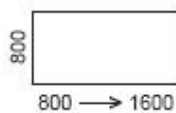
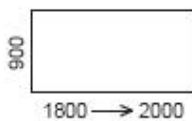
Adjustable height 650-850mm.  
Telescopic operation, painted with electrostatic paint

### Restorers

For smoothing floors 0-25mm



## DIMENSIONS




<https://www.dromeas.gr/>



# DROMEAS

## COLOR CHART

Melamine surface



Metallic frame colors



## CERTIFICATES

EN 527-1-2011

EN 527-2-2002

EN 527-3-2003



<https://www.dromeas.gr/>