



DROMEAS

ALMA K

Surface

Three-layer chipboard with 25 mm thick side-by-side melamine coating and ABS 2mm thickness edge banding perimeter

Supports

Button adjustable height 650-850mm. Telescopic, painted with electrostatic paint

Feet

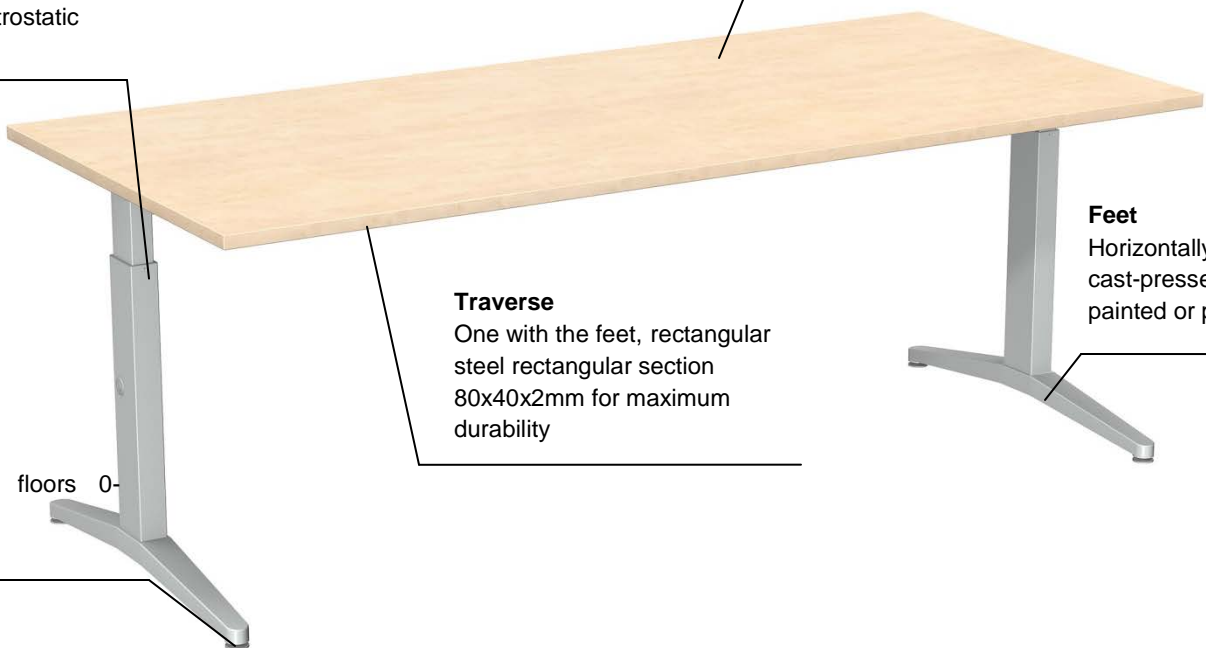
Horizontally made of cast-pressed aluminum, painted or polished

Traverse

One with the feet, rectangular steel rectangular section 80x40x2mm for maximum durability

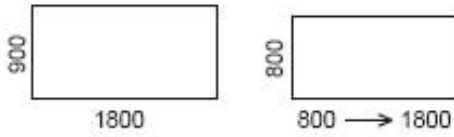
Restorers

For smoothing floors 0-20mm




<https://www.dromeas.gr/>

DIMENSIONS



COLOR CHART

Melamine surface



Metallic frame color



CERTIFICATES

BS 6396:2008
EN527-1:2011
EN527-2:2002
EN527-3:2003
BS EN ISO 15372 : 2008
IEC 60364-7-713:1996
BS EN ISO 9241-5:1999
DIN - Fachbericht
147:2006
RAL-UZ 38

